

Bradling Security Limited

Unit 11a, Lakes Industrial Park, Lower Chapel Hill, Braintree, Essex, CM7 3RU

Tel: 01376 328100 Fax: 01376 324542

E-mail: info@bradlingsecurity.com

Website: www.bradlingsecurity.com



FIRE ALARM SYSTEM – ZONE LIST

CUSTOMER: WITHAM PUBLIC HALL
ADDRESS: COLLINGWOOD ROAD, WITHAM, ESSEX
REMOTE SIGNALLING TYPE: N/A POST CODE: CM8 2DY TEL NO: 01376 512912
CHIP NO: N/A SYSTEM TYPE: SITA ADDRESSABLE PANEL LOCATION OF PANEL: RECEPTION

ZONE ID	DEVICE	SERIAL NO.	LOOP NO.	LOCATION
ZONE ONE	<u>PUBLIC HALL</u>			
1	FLASH POINT	7880	61	GENTS TOILET
2	CALL POINT	4891	60	LADIES TOILET FIRE DOOR
3	FLASH POINT	7872	59	DISABLED TOILET
4	FLASH POINT	7884	58	LADIES TOILET
5	MULTI POINT	151755	57	LADIES TOILET LOBBY
6	MULTI POINT	151801	56	RIGHT RECEPTION
7	CALL POINT	4910	45	RECEPTION
8	MULTI POINT	152123	44	LEFT RECEPTION
9	MULTI POINT	151852	43	ELECTRIC STORE
ZONE TWO				
1	CALL POINT	4895	41	BALCONY FIRE DOOR
2	CALL POINT	4853	42	BALCONY STAIRS
ZONE THREE				
1	MULTI POINT	153679	40	CEILING 1 OF 6 (FROM FRONT)
2	MULTI POINT	153674	35	CEILING 2 OF 6
3	MULTI POINT	153678	34	CEILING 3 OF 6
4	MULTI POINT	153662	33	CEILING 4 OF 6
5	MULTI POINT	153666	32	CEILING 5 OF 6
6	CALL POINT	5192	55	HALL RIGHT FIRE DOOR
ZONE FOUR				
1	MULTI POINT	151968	39	LOFT 1 OF 4 (FROM FRONT)
2	MULTI POINT	151971	38	LOFT 2 OF 4
3	MULTI POINT	151764	37	LOFT 3 OF 4

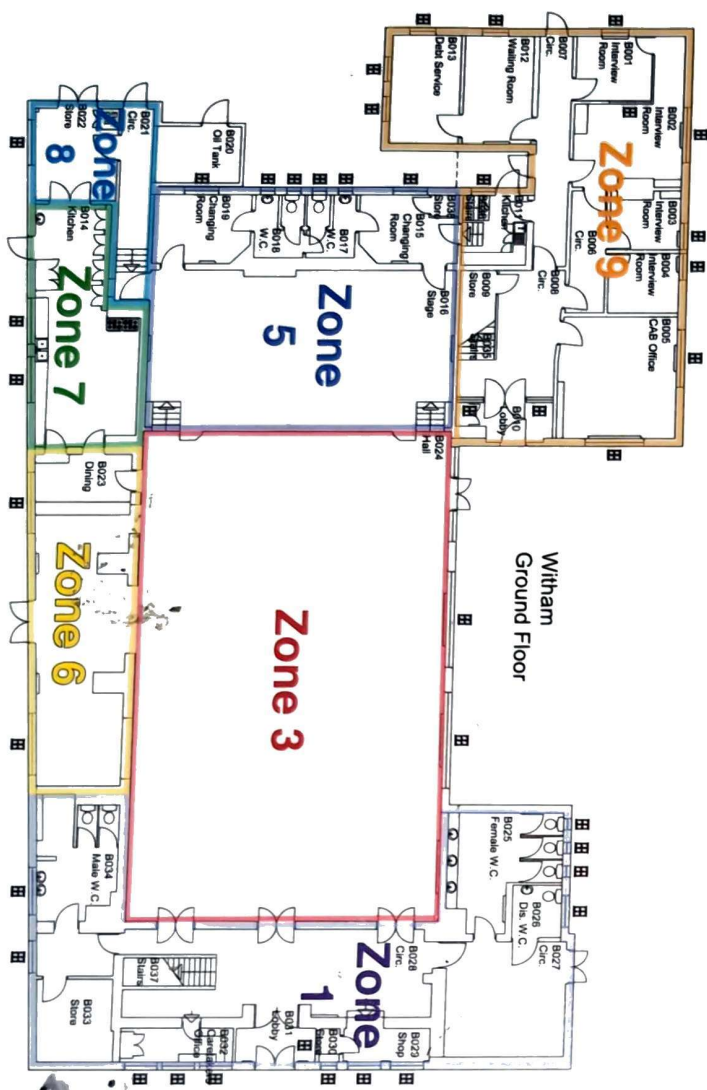
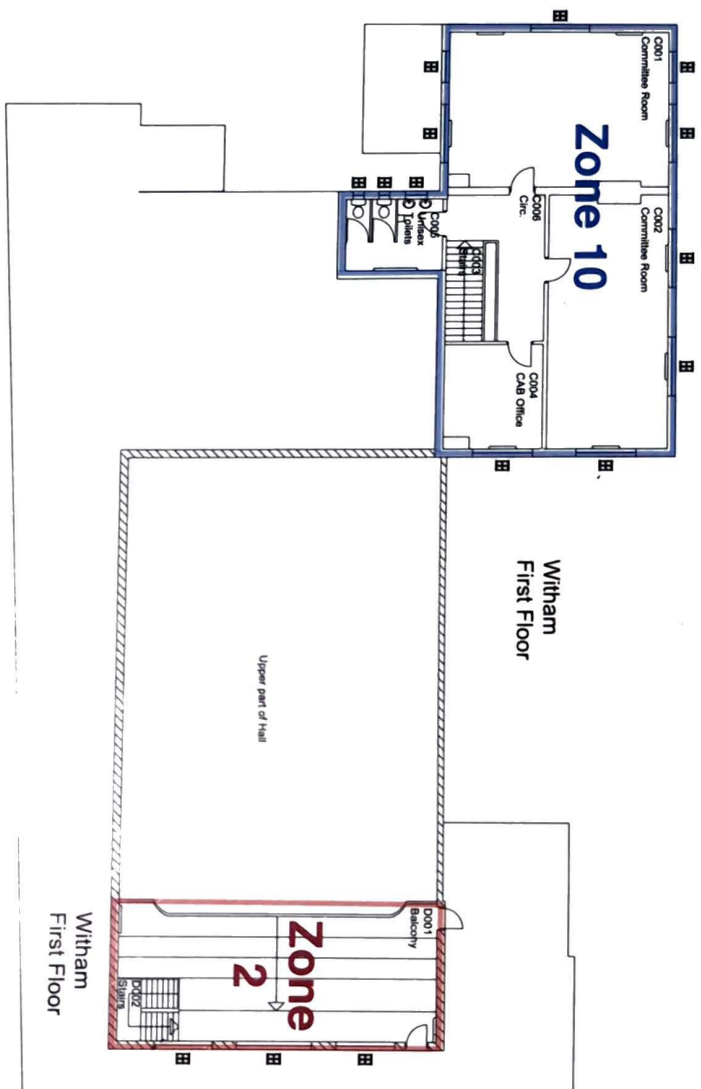


4	MULTI POINT	151840	36	LOFT 4 OF 4
ZONE FIVE				
1	MULTI POINT	151966	29	UNDER STAGE
2	CALL POINT	4912	30	LEFT OF STAGE
3	CALL POINT	4922	1	RIGHT OF STAGE
4	MULTI POINT	153664	31	CEILING 6 OF 6 (ABOVE STAGE)
5	MULTI POINT	152126	20	LEFT DRESSING ROOM
6	MULTI POINT	151756	19	LEFT STAGE TOILET
7	MULTI POINT	151970	18	RIGHT STAGE TOILET
8	MULTI POINT	152087	17	RIGHT DRESSING ROOM
9	CALL POINT	4915	16	RIGHT DRESSING ROOM
ZONE SIX				
1	CALL POINT	4904	27	BAR FIRE DOOR
2	MULTI POINT	152167	28	BAR
ZONE SEVEN				
1	MULTI POINT	152119	26	KITCHEN
2	CALL POINT	4920	25	KITCHEN FIRE DOOR
ZONE EIGHT				
1	MULTI POINT	4893	21	REAR HALLWAY
2	CALL POINT	4901	22	REAR HALLWAY FIRE DOOR
3	CALL POINT	4892	23	REAR STORE FIRE DOOR
4	MULTI POINT	151757	24	REAR STORE
ZONE NINE	<u>CAB OFFICE</u>			
1	CALL POINT	1501	2	ENTRANCE LOBBY
2	MULTI POINT	151839	5	RECEPTION
3	MULTI POINT	153654	6	FRONT RIGHT OFFICE
4	MULTI POINT	153640	7	OFFICE 1
5	CALL POINT	4918	8	OFFICE CORRIDOR
6	MULTI POINT	153665	9	OFFICE 2
7	MULTI POINT	151761	10	OFFICE CORRIDOR

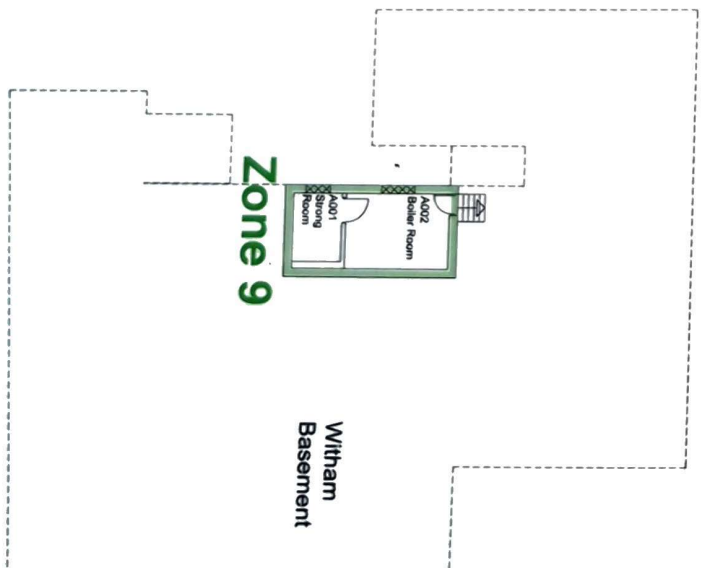


8	MULTI POINT	153660	11	REAR OFFICE (3)
9	MULTI POINT	152102	12	REAR OFFICE (4)
10	FLASH POINT	7876	13	DISABLED TOILET
11	MULTI POINT	151984	14	REAR CORRIDOR
12	MULTI POINT	152127	15	KITCHEN
13	CALL POINT	5199	51	WAITING ROOM FIRE DOOR
14	MULTI POINT	152091	52	WAITING ROOM
15	MULTI POINT	152144	53	REAR OFFICE (5)
16	CALL POINT	4894	54	KITCHEN FIRE DOOR
ZONE TEN				
1	MULTI POINT	153663	3	LANDING
2	MULTI POINT	153637	4	PAUL'S OFFICE
3	MULTI POINT	153680	46	COMMITTEE ROOM 2
4	MULTI POINT	153661	47	COMMITTEE ROOM 1
5	CALL POINT	4911	48	LANDING
6	FLASH POINT	7882	49	LEFT TOILET (1ST FLOOR)
7	FLASH POINT	7873	50	RIGHT TOILET (1ST FLOOR)

**Witham Public Hall
& Citizens Advice Bureau
71225/1012/2/000**



Zone 4 - Loft



← Fire Exit
Fire Exit

FIRE ALARM TEST PROCEDURE

- Activate alarm by inserting black plastic key at call point and turning clockwise.
- Alarm sounds
- Check panel to ensure the correct call point and zone are identified

To SILENCE ALARM

- Press '**2**' to put panel into Code Entry Mode
- Enter code '**222**'
- Press '**Silence Buzzer**'
- Buzzer silenced
- Press '**Silence Alarms**'
- Alarms silenced
- Press '**Reset**'
- System resets